

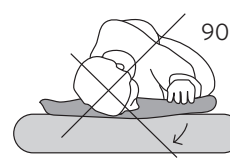
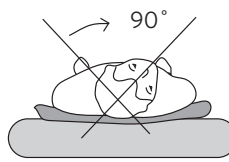
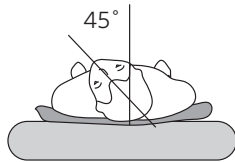

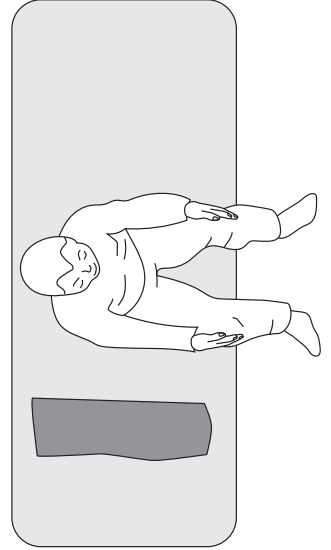
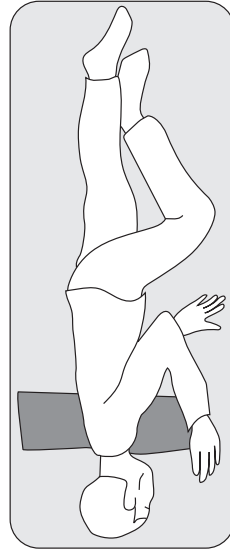
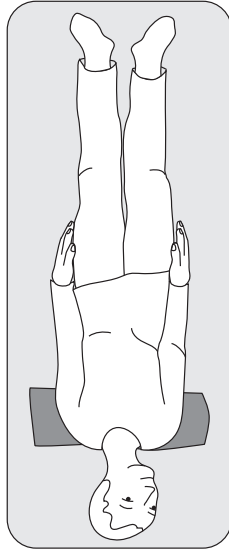
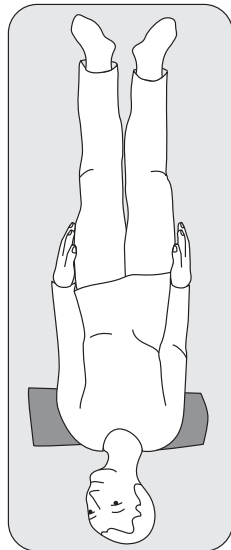
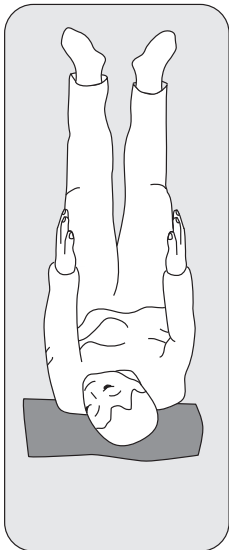


Greenville Ear, Nose & Throat

Self-treatment (Epley Maneuver) for Benign Positional Paroxysmal Vertigo

You have been diagnosed with benign positional paroxysmal vertigo (BPPV). This dizziness is thought to be caused by debris within the inner ear. This debris is made up of small crystals of calcium carbonate (otconia) from a structure in the inner ear that may have been damaged by various causes, such as advanced age, infection or trauma.

Self-treatment (Epley Maneuver) of BPPV (left)



Start sitting on a bed and turn your head 45° to the left. Place a pillow behind you so that on lying back it will be under your shoulders.

Lie back quickly with shoulders on the pillow and head reclined onto the bed. Wait for 30 seconds.

Turn your head 90° to the right (without raising it) and wait again for 30 seconds.

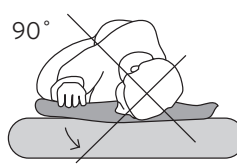
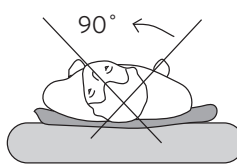
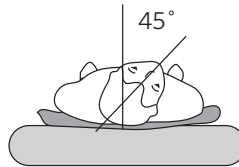

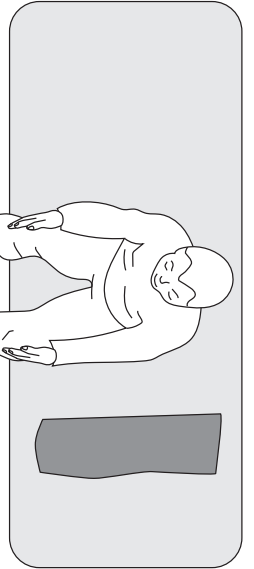
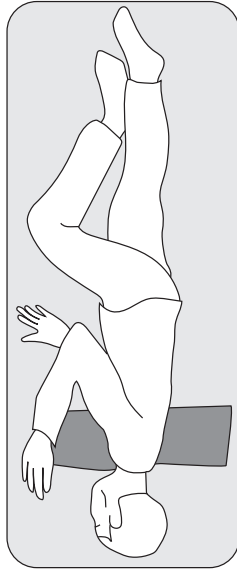
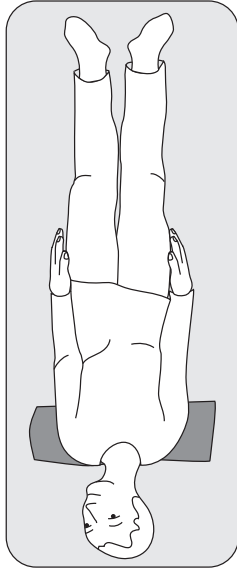
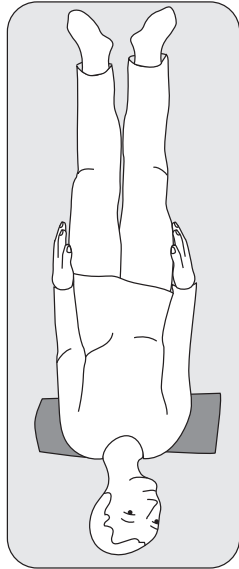
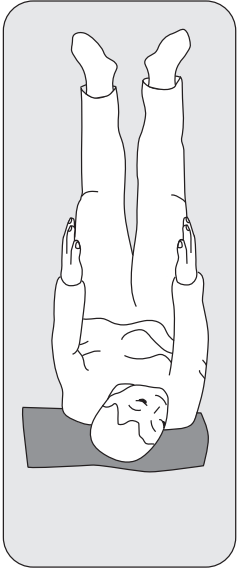
Turn your body and head another 90° to the right and wait for another 30 seconds.

Sit up on the right side.

This maneuver should be carried out three times a day. Repeat this daily until you are free from positional vertigo for 24 hours.

continued

Self-treatment (Epley Maneuver) of BPPV (right)



Start sitting on a bed and turn your head 45° to the right. Place a pillow behind you so that on lying back it will be under your shoulders.

Lie back quickly with shoulders on the pillow and head reclined onto the bed. Wait for 30 seconds.

Turn your head 90° to the left (without raising it) and wait again for 30 seconds.

Turn your body and head another 90° to the left and wait for another 30 seconds.

Sit up on the left side.

This maneuver should be carried out three times a day. Repeat this daily until you are free from positional vertigo for 24 hours.